





Classifica Fanta Ader

		g	v	n	p	g+	g-	dr	pt	pt totali
1	 Zanetti Fanta AdeR	36	21	9	6	68	44	24	72	2624
2	 Botswana Meat Commission FC Fanta AdeR	36	20	7	9	77	48	29	67	2678.5
3	 OLYMPIA AGNONE FantaAder	36	15	7	14	59	60	-1	52	2580
4	 Roma FantaAderAci	36	14	10	12	49	44	5	52	2503.5
5	 Napoli Fanta Ader	36	13	12	11	53	50	3	51	2562.5
6	 Lecce Fc_FantaAder	36	12	11	13	49	48	1	47	2558.5
7	 Cagliari FantaAder	36	12	11	13	46	53	-7	47	2504
8	 Lodigiani fantAder	36	12	6	18	41	50	-9	42	2457
9	 Atletico Soccavo Fanta AdER	36	8	9	19	37	57	-20	33	2451.5
10	 Penarol FantaAder	36	8	8	20	34	59	-25	32	2459

Classifica Fanta ArcobalenoClub

		g	v	n	p	g+	g-	dr	pt	pt totali
1	 S.S. LAZIO ArcobalenoClub	36	17	12	7	64	44	20	63	2601
2	 PUMAS ArcobalenoClub	36	16	8	12	62	56	6	56	2575
3	 DINAMO KIEV ArcobalenoClub	36	15	10	11	49	41	8	55	2534
4	 MONZA ArcobalenoClub	36	15	10	11	47	34	13	55	2527.5
5	 KAVASAKI ArcobalenoClub	36	15	6	15	54	51	3	51	2556.5
6	 ARTIGLIO Arcobaleno eClub	36	15	5	16	48	61	-13	50	2544
7	 LEEDS UNITED FC ArcobalenoClub	36	14	7	15	38	44	-6	49	2467.5
8	 FC SANTA CLAUS ArcobalenoClub	36	11	12	13	49	51	-2	45	2545
9	 COSENZA ArcobalenoClub	36	12	8	16	41	47	-6	44	2484
10	 ROMA ArcobalenoClub	36	4	14	18	30	53	-23	26	2419.5

Classifica Fanta Blatte

		g	v	n	p	g+	g-	dr	pt	pt totali
1	 CALCIO LECCO 1912 Fanta Blatte	36	20	7	9	71	54	17	67	2642
2	 CD CRISTO ATLETICO Fanta Blatte	36	17	10	9	59	47	12	61	2588.5
3	 AUDACE CERIGNOLA Fanta Blatte	36	16	10	10	57	50	7	58	2598
4	 FERALPISALO Fanta Blatte	36	16	7	13	59	48	11	55	2582
5	 AS ROMA Fanta Blatte	36	13	10	13	42	43	-1	49	2507
6	 COSTA D AMALFI Fanta Blatte	36	11	14	11	56	59	-3	47	2571
7	 SEGOVIANA Fanta Blatte	36	12	10	14	49	53	-4	46	2544.5
8	 AS BARI Fanta Blatte	36	10	11	15	55	57	-2	41	2566
9	 CAGLIARI CALCIO Fanta Blatte	36	8	9	19	36	59	-23	33	2448.5
10	 CHICKEN INN FC Fanta Blatte	36	7	12	17	32	46	-14	33	2405.5

Classifica Fanta Fiskio

		g	v	n	p	g+	g-	dr	pt	pt totali
1	 Celtic Fanta Fiskio	36	17	10	9	57	50	7	61	2576.5
2	 Real Carpi Fanta Fiskio	36	15	15	6	54	40	14	60	2567.5
3	 Monza Fanta Fiskio	36	15	11	10	53	45	8	56	2561
4	 Atletico Independiente Fanta Fiskio	36	13	13	10	60	58	2	52	2600.5
5	 Foggia Fanta Fiskio	36	14	6	16	58	59	-1	48	2582
6	 Manchester United Fanta Fiskio	36	13	8	15	42	46	-4	47	2478
7	 NADROGA F.C. Fanta Fiskio	36	13	6	17	47	48	-1	45	2526.5
8	 BORGOROSSO Fanta Fiskio	36	11	10	15	52	58	-6	43	2564.5
9	 Real Vomero Fanta Fiskio	36	10	11	15	48	56	-8	41	2548.5
10	 Ssc Napoli Fanta Fiskio	36	10	8	18	38	49	-11	38	2448

Classifica Fanta Italia

		g	v	n	p	g+	g-	dr	pt	pt totali
1	 WREXHAM FC Fanta Italia	36	22	3	11	60	48	12	69	2587
2	 RACING CLUB Fanta Italia	36	18	8	10	69	49	20	62	2632
3	 WOLVERHAMPTON FC Fanta Italia	36	18	7	11	61	45	16	61	2579.5
4	 FC UDINESE Fanta Italia	36	17	8	11	61	46	15	59	2595.5
5	 LIVERPOOL Fanta Italia	36	16	9	11	61	46	15	57	2600.5
6	 BARI Fanta Italia	36	14	8	14	60	59	1	50	2583
7	 LONDRINA Fanta Italia	36	13	10	13	41	41	0	49	2498.5
8	 INTER Fanta Italia	36	12	4	20	39	63	-24	40	2482.5
9	 AS AMOROSI Fanta Italia	36	9	11	16	46	51	-5	38	2516.5
10	 MONTEROTONDESE Fanta Italia	36	4	6	26	9	59	-50	18	2163

Classifica Fanta Lanteri

		g	v	n	p	g+	g-	dr	pt	pt totali
1	 Club Alianza Atletico Sullana Fanta Lanteri	36	20	10	6	83	56	27	70	2706
2	 Borgorosso FC Fanta Lanteri	36	17	12	7	76	46	30	63	2663
3	 Club Tijuana Fanta Lanteri	36	12	15	9	52	52	0	51	2548.5
4	 SpVgg Oberfranken Bayreuth Fanta Lanteri	36	11	15	10	58	56	2	48	2565.5
5	 Boca Juniors Fanta Lanteri	36	10	16	10	52	57	-5	46	2549
6	 A.S.D. G.S. San Paolo Apostolo Fanta Lanteri	36	11	11	14	51	61	-10	44	2544.5
7	 FC Santa Claus Fanta Lanteri	36	11	9	16	47	53	-6	42	2509
8	 CAPE COAST MYSTERIOUS DWARFS FC Fanta Lanteri	36	9	13	14	55	62	-7	40	2558.5
9	 Marsala Fanta Lanteri	36	7	17	12	47	58	-11	38	2512.5
10	 ADO Den Haag Fanta Lanteri	36	6	14	16	39	59	-20	32	2485

Classifica Fanta Reale

		g	v	n	p	g+	g-	dr	pt	pt totali
1	 JUVENTUS Fanta Reale	36	18	9	9	60	41	19	63	2590.5
2	 AVIGLIANO CALCIO Fanta Reale	36	17	8	11	51	44	7	59	2556.5
3	 DERRY CITY Fanta Reale	36	15	12	9	69	44	25	57	2642
4	 OSTIA Fanta Reale	36	16	9	11	59	48	11	57	2583
5	 PALOCCO Fanta Reale	36	16	9	11	56	52	4	57	2570.5
6	 BANGOR CITY Fanta Reale	36	15	12	9	46	42	4	57	2521
7	 NAPOLI Fanta Reale	36	14	8	14	56	48	8	50	2570
8	 JOHOR Fanta Reale	36	10	11	15	31	44	-13	41	2423
9	 AMATRICE Fanta Reale	36	5	12	19	27	54	-27	27	2361
10	 BARCELLONA Fanta Reale	36	5	8	23	22	60	-38	23	2314











Classifica Fanta Quebec

		g	v	n	p	g+	g-	dr	pt	pt totali
1	 DEPORTIVO PASTO Fanta Quebec	36	20	8	8	78	54	24	68	2698
2	 LIVERPOOL Fanta Quebec	36	17	9	10	65	52	13	60	2621
3	 NOTTINGHAM Fanta Quebec	36	16	7	13	65	52	13	55	2602.5
4	 SAN PIO X IGLESIAS Fanta Quebec	36	14	10	12	52	55	-3	52	2562.5
5	 CATANIA FC Fanta Quebec	36	14	7	15	54	56	-2	49	2557.5
6	 RKC WAALWIJK Fanta Quebec	36	11	15	10	51	52	-1	48	2543
7	 US VIBONESE Fanta Quebec	36	11	9	16	60	65	-5	42	2580
8	 FC SANTA CLAUS Fanta Quebec	36	11	9	16	42	55	-13	42	2502
9	 FC MONTREAL Fanta Quebec	36	9	15	12	38	51	-13	42	2475
10	 ARSENAL Fanta Quebec	36	8	9	19	34	47	-13	33	2448.5









Classifica Lega Taglio

		g	v	n	p	g+	g-	dr	pt	pt totali
1	 MILAN Lega Taglio	36	21	9	6	74	46	28	72	2649.5
2	 LANCIANO Lega Taglio	36	18	9	9	68	49	19	63	2623
3	 PERO Lega Taglio	36	16	9	11	60	53	7	57	2610
4	 PANATINAIKOS Lega Taglio	36	13	11	12	46	48	-2	50	2530
5	 US VIGHIGNOLO Lega Taglio	36	13	7	16	53	48	5	46	2549
6	 OSTIA MARE FC Lega Taglio	36	14	4	18	51	57	-6	46	2542.5
7	 RONCIGLIONE Lega Taglio	36	12	10	14	37	40	-3	46	2459.5
8	 NEPI Lega Taglio	36	11	9	16	38	49	-11	42	2471.5
9	 INTER FC Lega Taglio	36	10	6	20	43	69	-26	36	2506
10	 SABAUDIA FC Lega Taglio	36	6	18	12	41	52	-11	36	2481











Classifica Sporteam A

		g	v	n	p	g+	g-	dr	pt	pt totali
1	 BENFICA FC Sporteam A	36	23	5	8	77	43	34	74	2679.5
2	 NOTTINGHAM FOREST Sporteam A	36	20	8	8	62	40	22	68	2608
3	 NADROGA F.A. Sporteam A	36	15	10	11	63	50	13	55	2601.5
4	 FIUMICINO Sporteam A	36	16	7	13	55	59	-4	55	2573.5
5	 SONDRIO Sporteam A	36	15	5	16	49	52	-3	50	2542
6	 REAL MADRID Sporteam A	36	12	9	15	49	53	-4	45	2529.5
7	 NOTTS COUNTY Sporteam A	36	10	10	16	47	60	-13	40	2518.5
8	 PESCARA Sporteam A	36	12	4	20	41	49	-8	40	2484.5
9	 PARTENOPE Sporteam A	36	10	10	16	35	55	-20	40	2455
10	 JUVENTUS Sporteam A	36	9	8	19	41	58	-17	35	2494.5

Classifica Sporteam B

		g	v	n	p	g+	g-	dr	pt	pt totali
1	 FIORENTINA Sporteam B	36	18	8	10	73	54	19	62	2663
2	 TORINO Sporteam B	36	16	10	10	58	51	7	58	2595
3	 GROSSETO Sporteam B	36	16	9	11	70	63	7	57	2640
4	 MONOPOLI Sporteam B	36	13	13	10	52	44	8	52	2536
5	 SANTOS Sporteam B	36	14	10	12	54	50	4	52	2533.5
6	 VALENCIA Sporteam B	36	13	11	12	59	60	-1	50	2558
7	 LAZIO Sporteam B	36	12	12	12	48	47	1	48	2511
8	 BASSANO Sporteam B	36	9	14	13	49	59	-10	41	2538.5
9	 LOKOMOTIV MOSCOW Sporteam B	36	10	6	20	55	67	-12	36	2541.5
10	 NAPOLI Sporteam B	36	7	11	18	26	49	-23	32	2378

Classifica Sporteam C

		g	v	n	p	g+	g-	dr	pt	pt totali
1	 TORPIGNATTARA FC Sporteam C	36	17	9	10	82	49	33	60	2684.5
2	 MANZIANA Sporteam C	36	17	9	10	63	56	7	60	2616.5
3	 CREMONESE Sporteam C	36	16	11	9	62	48	14	59	2605
4	 CUANDO CUBANGO Sporteam C	36	18	5	13	48	51	-3	59	2523
5	 NEAPLES Sporteam C	36	16	6	14	53	45	8	54	2560.5
6	 LODIGIANI SPORTEAM C	36	11	12	13	53	60	-7	45	2562
7	 FROSINONE Sporteam C	36	12	8	16	48	57	-9	44	2510.5
8	 RONDINELLA M. FIRENZE Sporteam C	36	9	12	15	41	56	-15	39	2481.5
9	 HERCULES FC Sporteam C	36	8	14	14	38	55	-17	38	2422
10	 LECCE Sporteam C	36	6	14	16	35	46	-11	32	2471.5